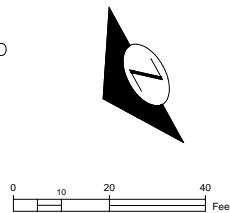


Seattle
Department of
Transportation

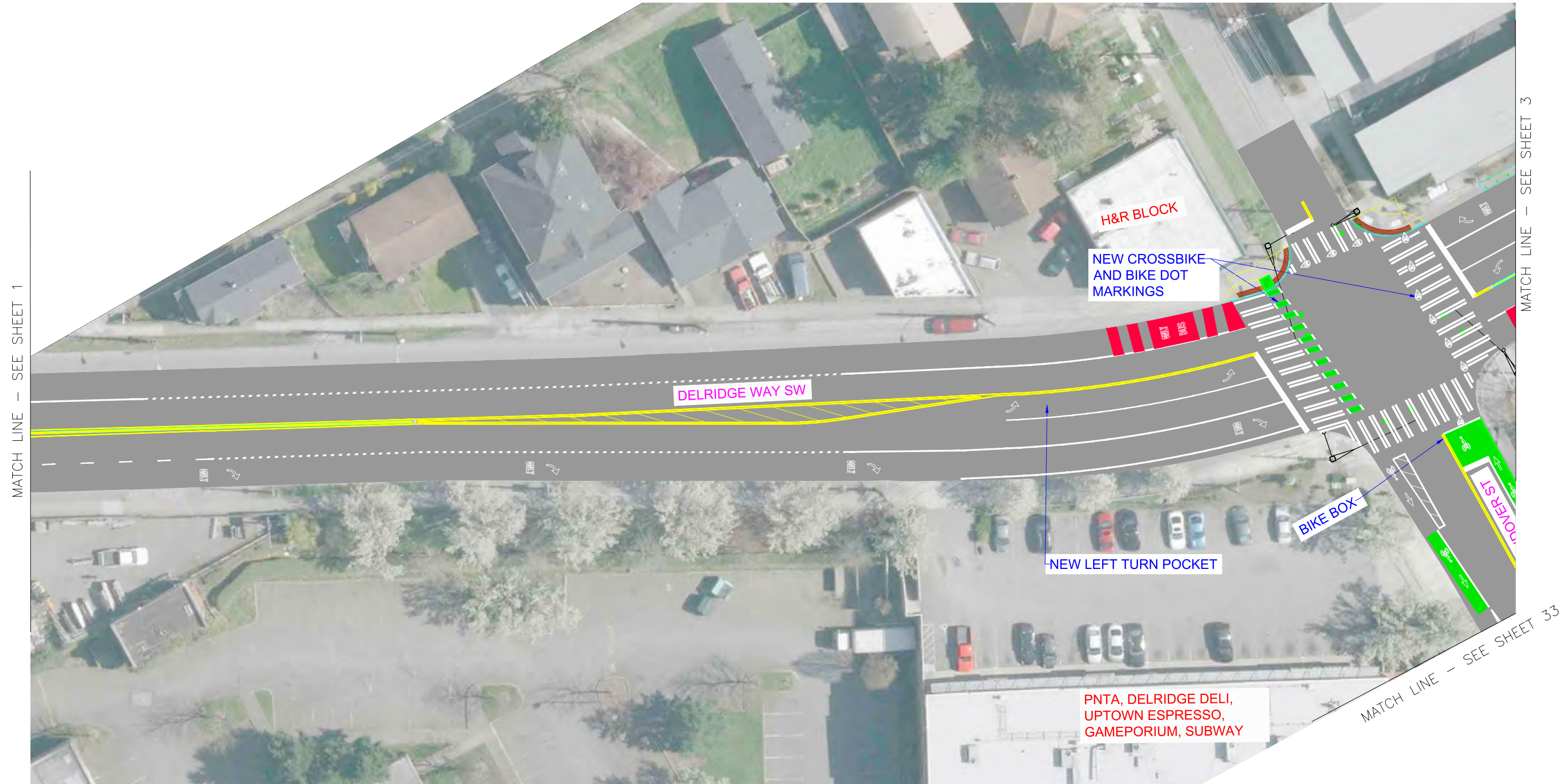
CHANN LEGEND:

- | | | |
|-------------------|-------------------------|-----------------------------------|
| 24/7 PARKING LANE | RAPIDRIDE STATION | RECTANGULAR RAPID FLASHING BEACON |
| BIKE CROSSINGS | SIGNALS | LANDSCAPING |
| NEW CROSSWALKS | CURB RAMP | DRIVEWAY |
| 24/7 BUS LANE | LANDSCAPE MEDIAN STRIPS | |














DELRIDGE WAY SW - RAPIDRIDE H LINE
1 of 32

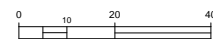
MATCH LINE - SEE SHEET 2



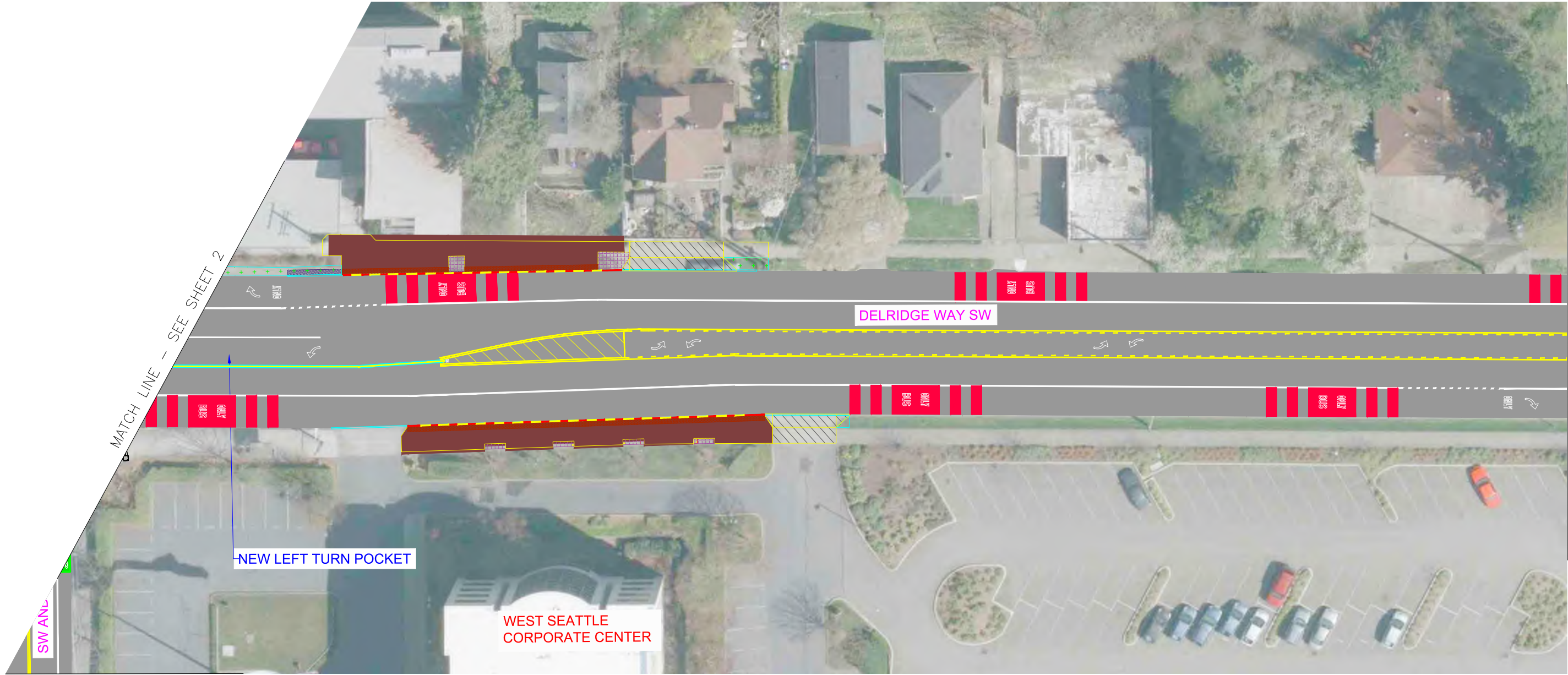
Seattle
Department of
Transportation

CHANN LEGEND:

- | | | |
|--|---|---|
|  24/7 PARKING LANE |  RAPIDRIDE STATION |  RECTANGULAR RAPID FLASHING BEACON |
|  BIKE CROSSINGS |  SIGNALS |  LANDSCAPING |
|  NEW CROSSWALKS |  CURB RAMP |  DRIVEWAY |
|  24/7 BUS LANE |  LANDSCAPE MEDIAN STRIPS | |



DELDRIDGE WAY SW - RAPIDRIDE H LINE
2 of 32



MATCH LINE - SEE SHEET 2

MATCH LINE - SEE SHEET 4

MATCH LINE - SEE SHEET 34




CHANN LEGEND:

- 24/7 PARKING LANE
- BIKE CROSSINGS
- NEW CROSSWALKS
- 24/7 BUS LANE
- RAPIDRIDE STATION
- SIGNALS
- CURB RAMP
- LANDSCAPE MEDIAN STRIPS
- RECTANGULAR RAPID FLASHING BEACON
- LANDSCAPING
- DRIVEWAY



MATCH LINE - SEE SHEET 3









MATCH LINE - SEE SHEET 5






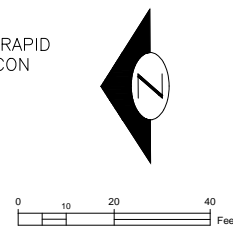
CHANN LEGEND:



Seattle
 Department of
 Transportation

-  24/7 PARKING LANE
-  BIKE CROSSINGS
-  NEW CROSSWALKS
-  24/7 BUS LANE
-  RAPIDRIDE STATION
-  SIGNALS
-  CURB RAMP
-  LANDSCAPE MEDIAN STRIPS

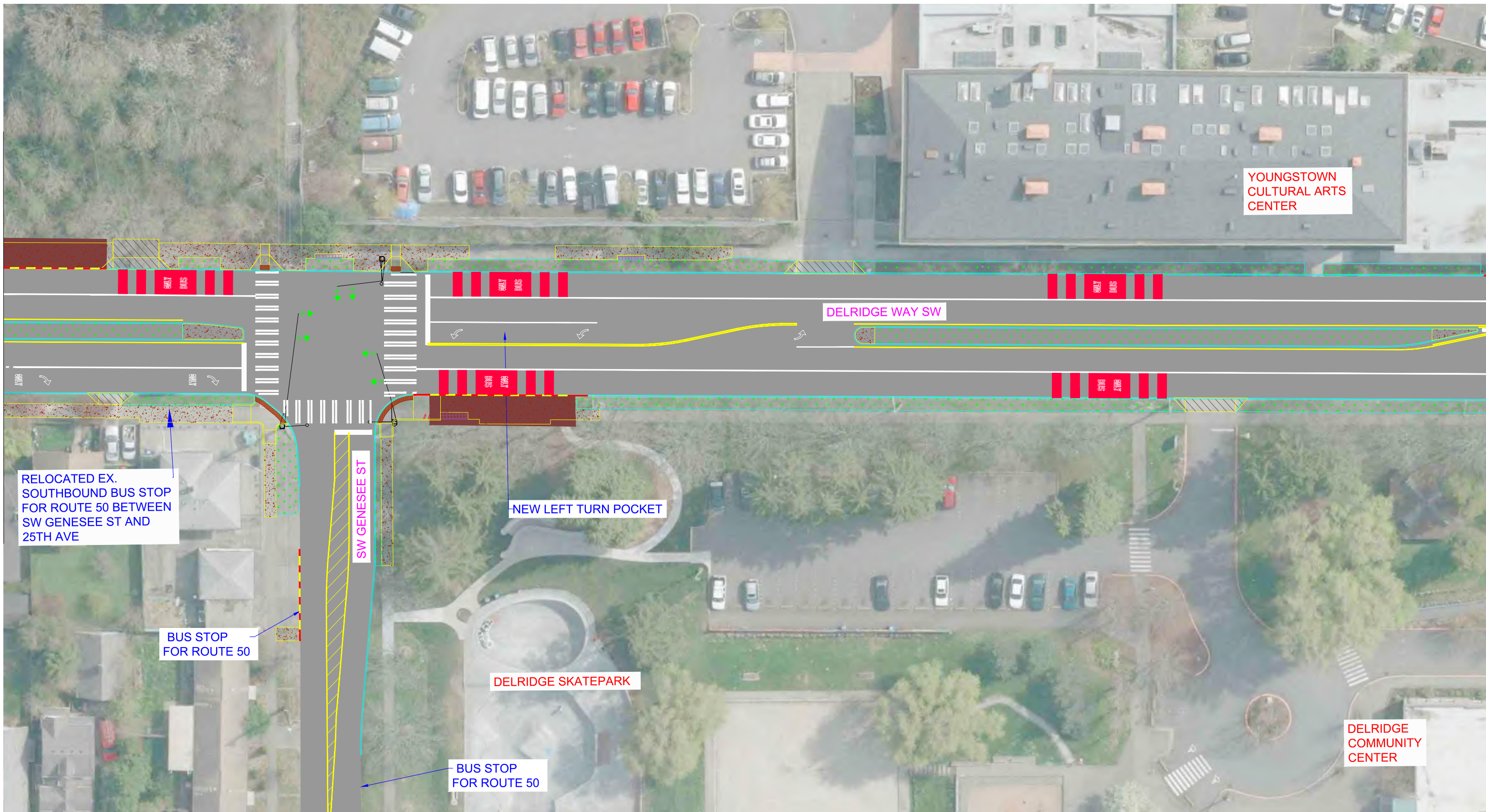
-  RECTANGULAR RAPID FLASHING BEACON
-  LANDSCAPING
-  DRIVEWAY




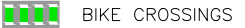
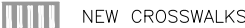








DELDRIDGE WAY SW - RAPIDRIDE H LINE
 4 of 32

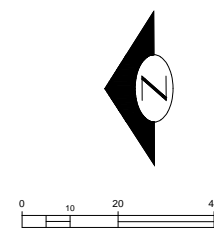
MATCH LINE - SEE SHEET 4

MATCH LINE - SEE SHEET 6



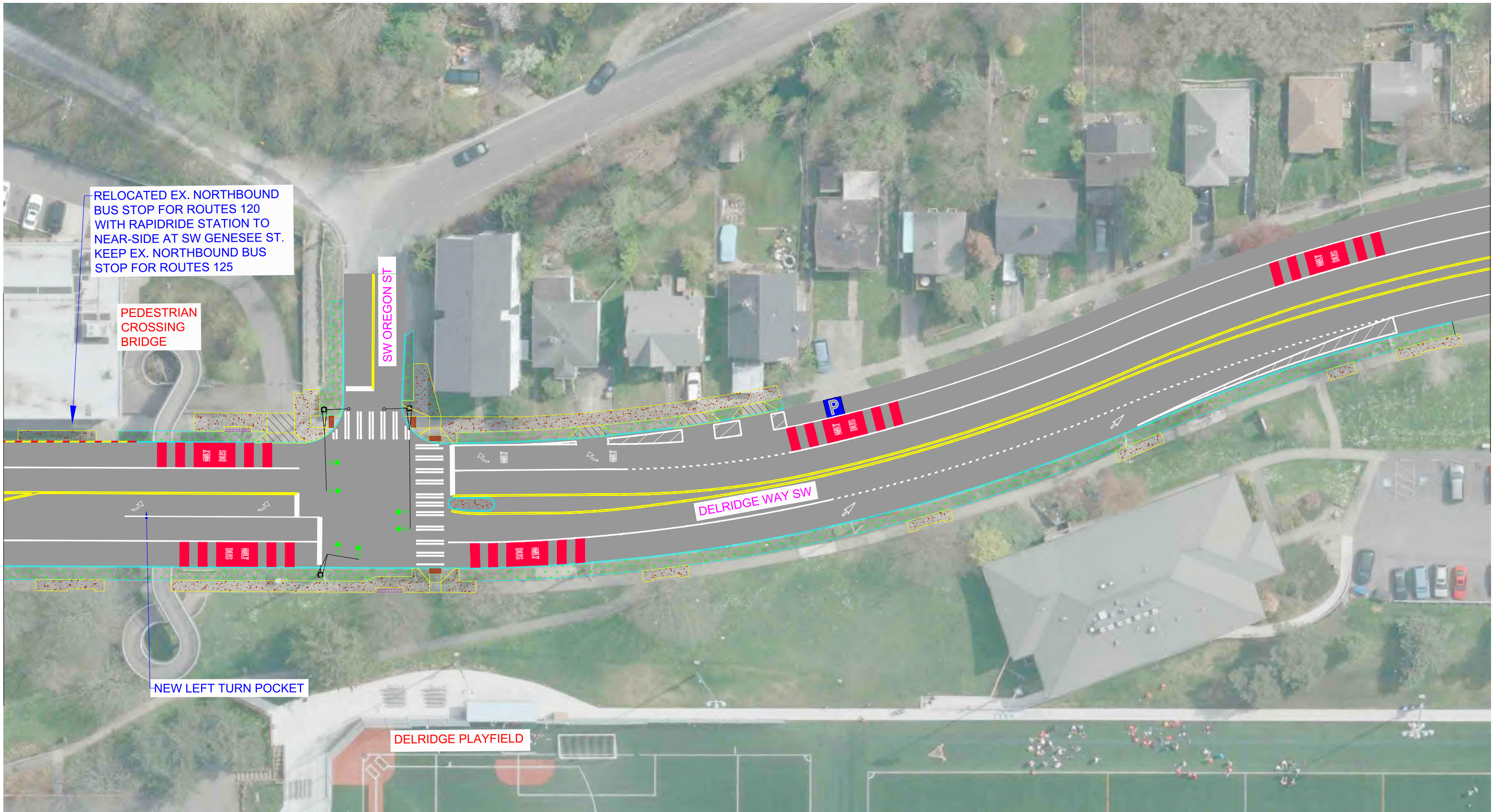
CHANN LEGEND:

-  24/7 PARKING LANE
-  BIKE CROSSINGS
-  NEW CROSSWALKS
-  24/7 BUS LANE
-  RAPIDRIDE STATION
-  SIGNALS
-  CURB RAMP
-  LANDSCAPE MEDIAN STRIPS
-  RECTANGULAR RAPID FLASHING BEACON
-  LANDSCAPING
-  DRIVEWAY



MATCH LINE - SEE SHEET 5

MATCH LINE - SEE SHEET 7



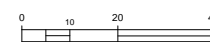
Seattle
Department of
Transportation

CHANN LEGEND:

- | | | |
|-------------------|-------------------------|-----------------------------------|
| 24/7 PARKING LANE | RAPIDRIDE STATION | RECTANGULAR RAPID FLASHING BEACON |
| BIKE CROSSINGS | SIGNALS | LANDSCAPING |
| NEW CROSSWALKS | CURB RAMP | DRIVEWAY |
| 24/7 BUS LANE | LANDSCAPE MEDIAN STRIPS | |

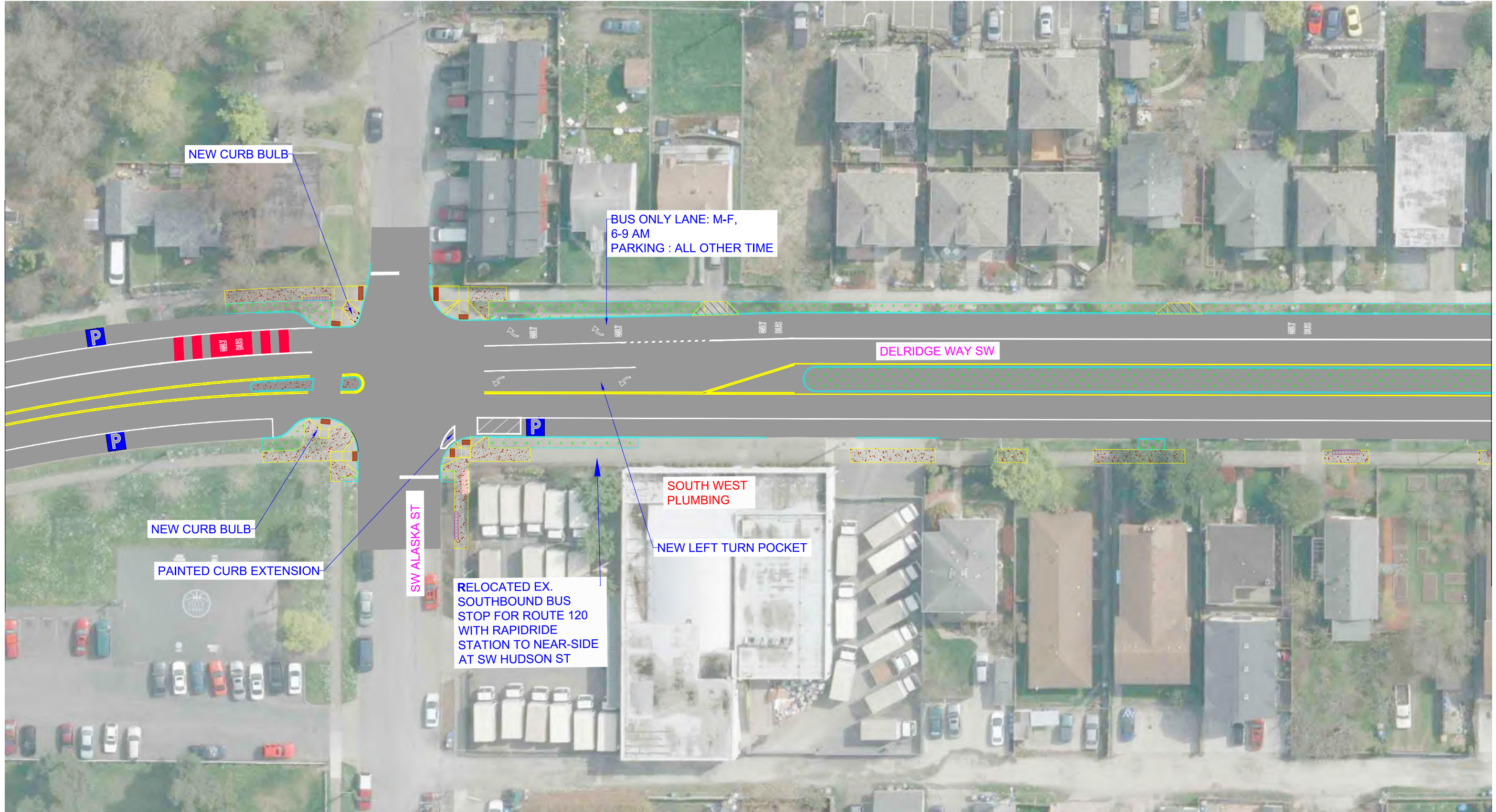


DELTRIDGE WAY SW - RAPIDRIDE H LINE
6 of 32



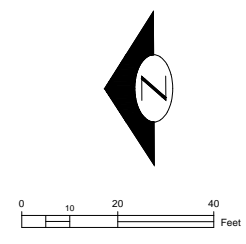
MATCH LINE - SEE SHEET 6

MATCH LINE - SEE SHEET 8



CHANN LEGEND:

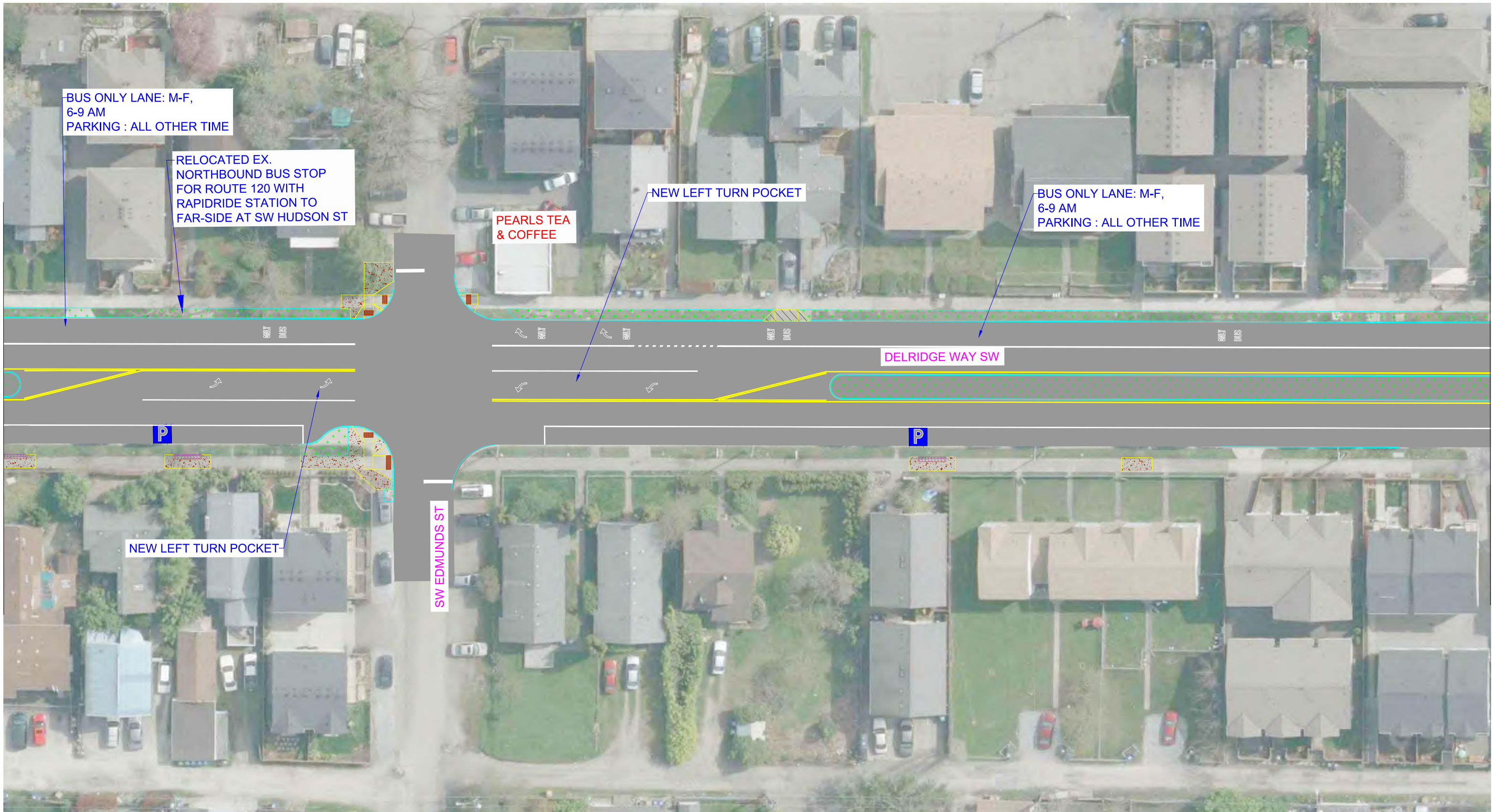
- | | | |
|-------------------|-------------------------|-----------------------------------|
| 24/7 PARKING LANE | RAPIDRIDE STATION | RECTANGULAR RAPID FLASHING BEACON |
| BIKE CROSSINGS | SIGNALS | LANDSCAPING |
| NEW CROSSWALKS | CURB RAMP | DRIVEWAY |
| 24/7 BUS LANE | LANDSCAPE MEDIAN STRIPS | |







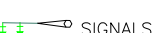


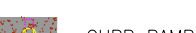



DELRIDGE WAY SW - RAPIDRIDE H LINE
7 of 32

MATCH LINE - SEE SHEET 7

MATCH LINE - SEE SHEET 9



CHANN LEGEND:

-  24/7 PARKING LANE
-  RAPIDRIDE STATION
-  RECTANGULAR RAPID FLASHING BEACON
-  BIKE CROSSINGS
-  SIGNALS
-  LANDSCAPING
-  NEW CROSSWALKS
-  CURB RAMP
-  DRIVEWAY
-  24/7 BUS LANE
-  LANDSCAPE MEDIAN STRIPS

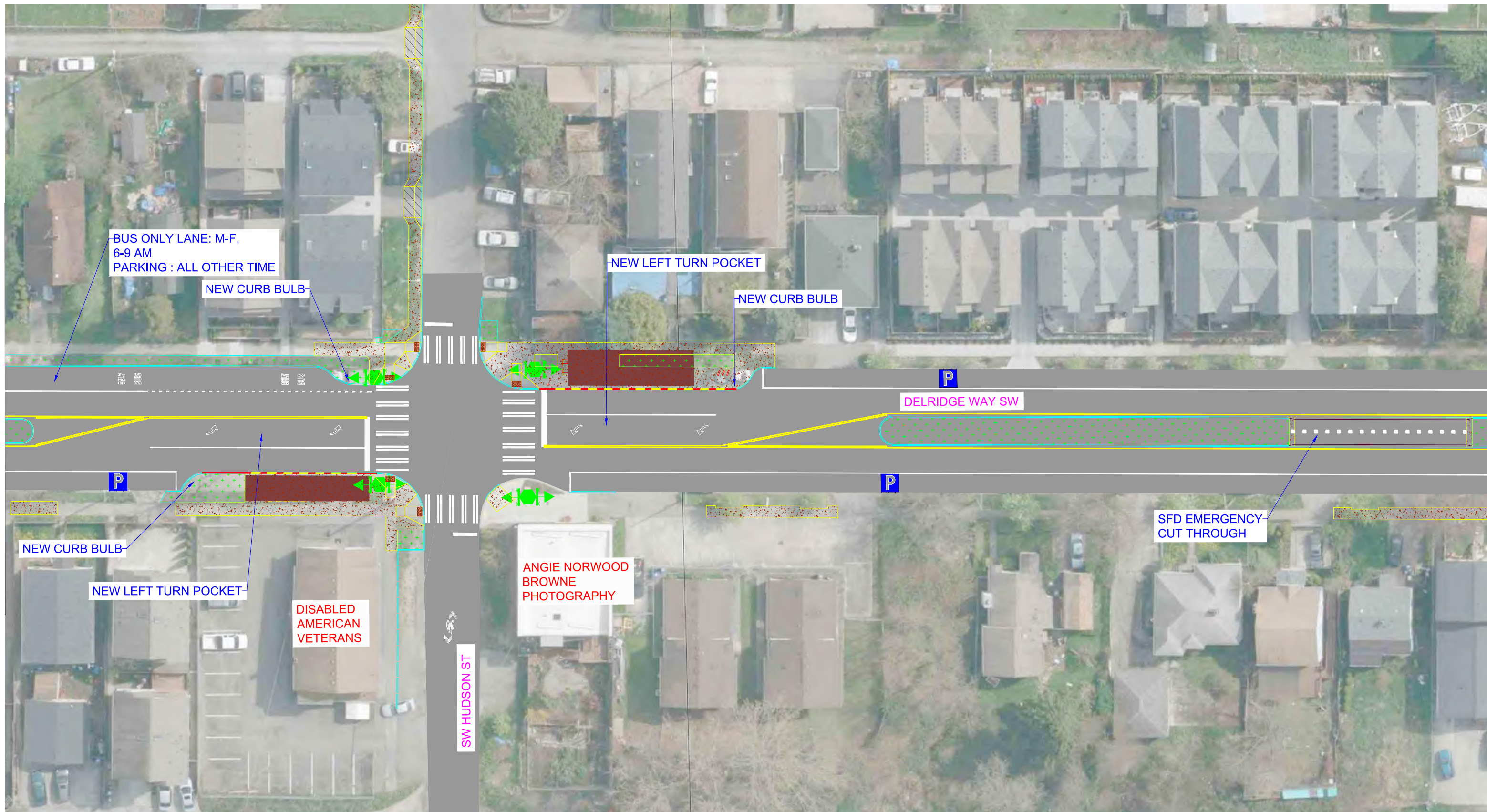


DELDRIDGE WAY SW - RAPIDRIDE H LINE
8 of 32



MATCH LINE - SEE SHEET 8

MATCH LINE - SEE SHEET 10

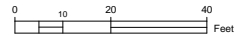


MATCH LINE - SEE SHEET 37



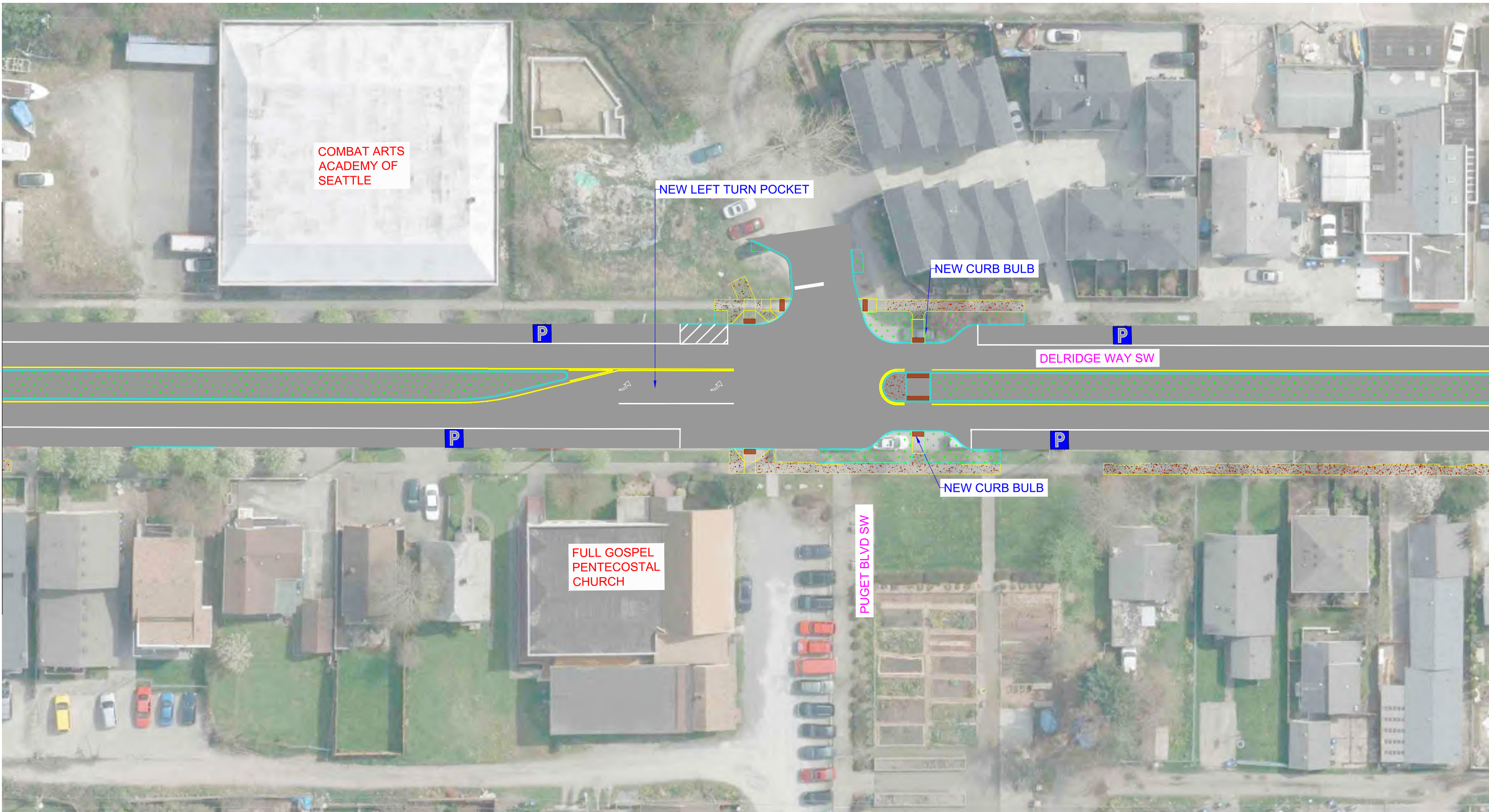
CHANN LEGEND:

- 24/7 PARKING LANE
- BIKE CROSSINGS
- NEW CROSSWALKS
- 24/7 BUS LANE
- RAPIDRIDE STATION
- SIGNALS
- CURB RAMP
- RECTANGULAR RAPID FLASHING BEACON
- LANDSCAPING
- DRIVEWAY
- LANDSCAPE MEDIAN STRIPS



DELDRIDGE WAY SW - RAPIDRIDE H LINE
9 of 32



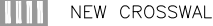
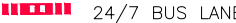

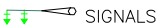
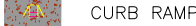




MATCH LINE - SEE SHEET 9



MATCH LINE - SEE SHEET 11




CHANN LEGEND:

-  24/7 PARKING LANE
-  BIKE CROSSINGS
-  NEW CROSSWALKS
-  24/7 BUS LANE
-  RAPIDRIDE STATION
-  SIGNALS
-  CURB RAMP
-  LANDSCAPE MEDIAN STRIPS
-  RECTANGULAR RAPID FLASHING BEACON
-  LANDSCAPING
-  DRIVEWAY

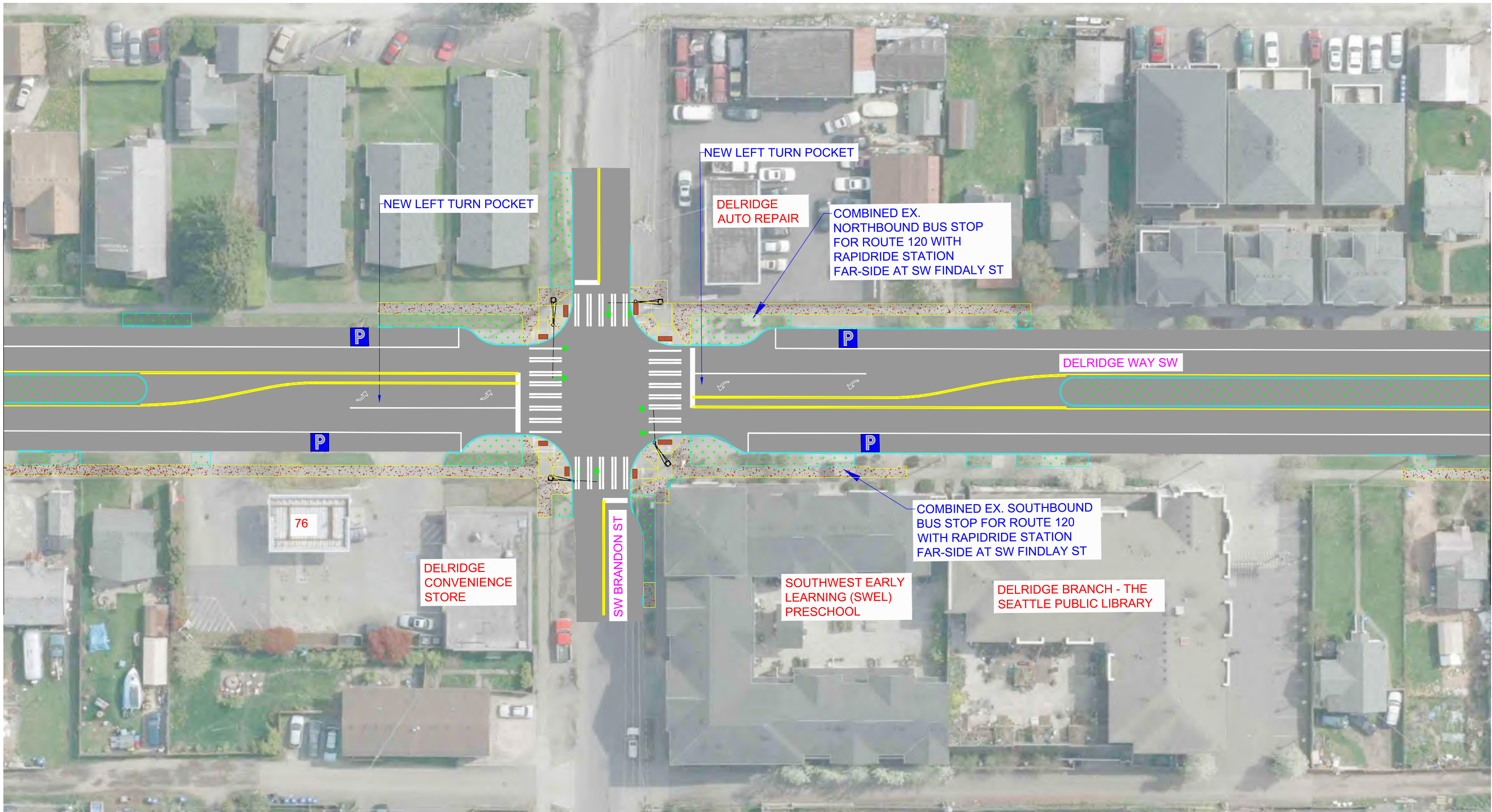


DELRIDGE WAY SW - RAPIDRIDE H LINE
10 of 32



MATCH LINE - SEE SHEET 10

MATCH LINE - SEE SHEET 12



CHANN LEGEND:

- 24/7 PARKING LANE
- BIKE CROSSINGS
- NEW CROSSWALKS
- 24/7 BUS LANE
- RAPIDRIDE STATION
- SIGNALS
- CURB RAMP
- LANDSCAPE MEDIAN STRIPS
- RECTANGULAR RAPID FLASHING BEACON
- LANDSCAPING
- DRIVEWAY

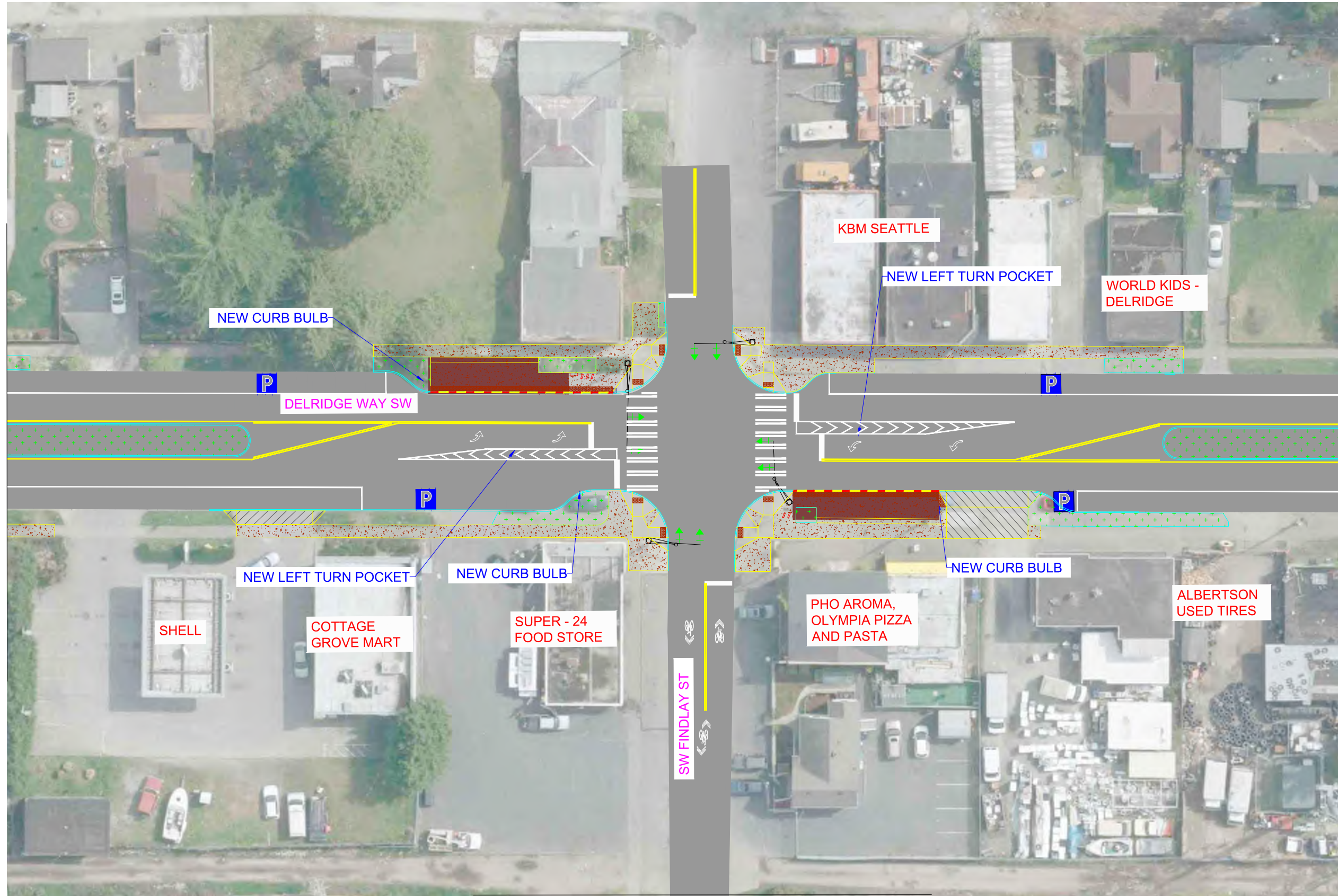


DELDRIDGE WAY SW - RAPIDRIDE H LINE
11 of 32



MATCH LINE - SEE SHEET 11

MATCH LINE - SEE SHEET 13



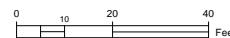
CHANN LEGEND:

MATCH LINE - SEE SHEET 41



Seattle
 Department of
 Transportation

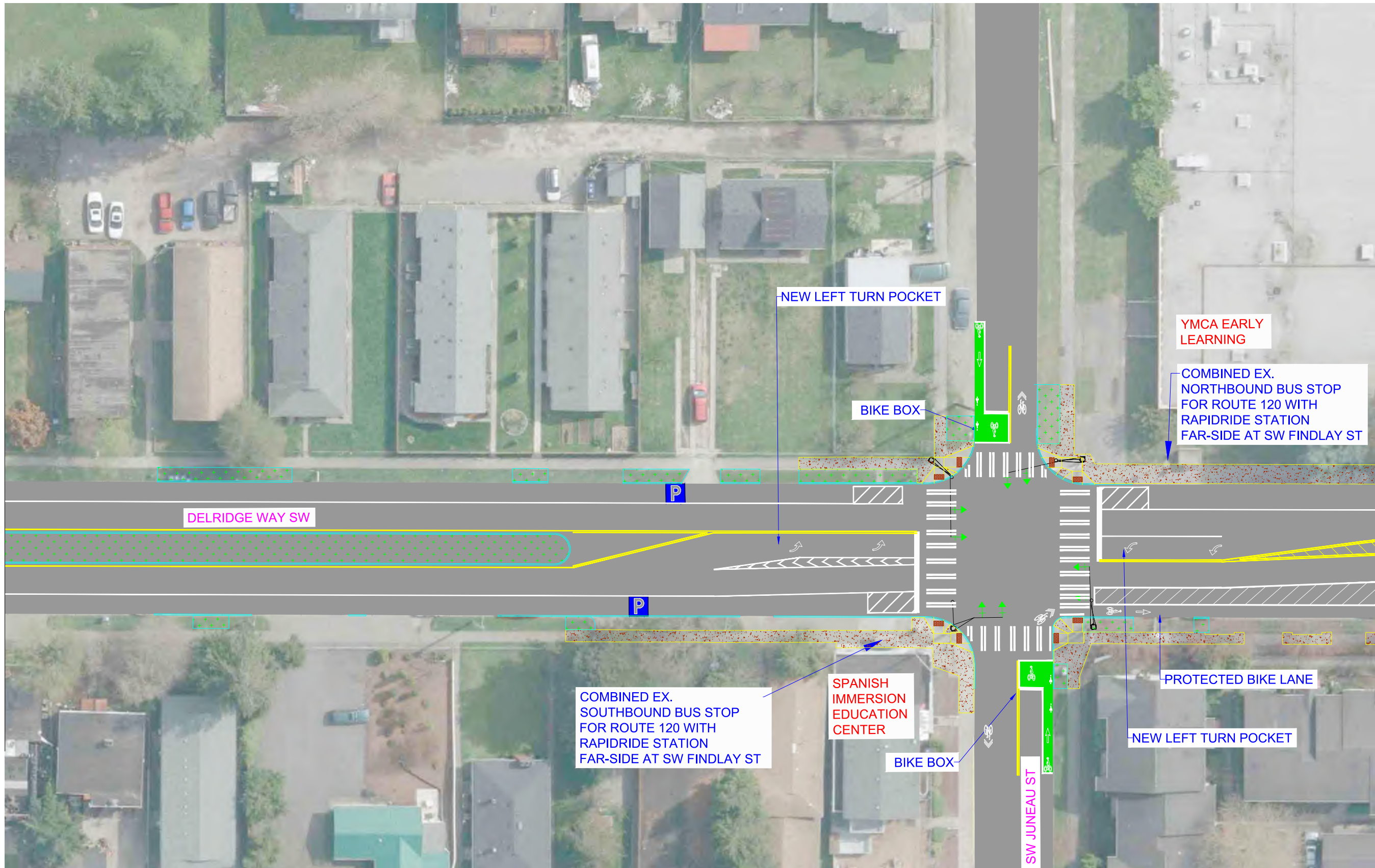
- | | | |
|-------------------|-------------------------|-----------------------------------|
| 24/7 PARKING LANE | RAPIDRIDE STATION | RECTANGULAR RAPID FLASHING BEACON |
| BIKE CROSSINGS | SIGNALS | LANDSCAPING |
| NEW CROSSWALKS | CURB RAMP | DRIVEWAY |
| 24/7 BUS LANE | LANDSCAPE MEDIAN STRIPS | |



DELDRIDGE WAY SW - RAPIDRIDE H LINE
 12 of 32

MATCH LINE - SEE SHEET 12



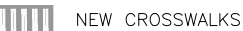


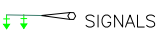
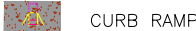

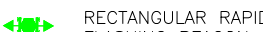

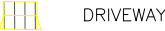
MATCH LINE - SEE SHEET 14

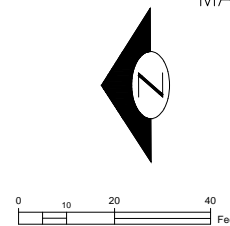


MATCH LINE - SEE SHEET 13

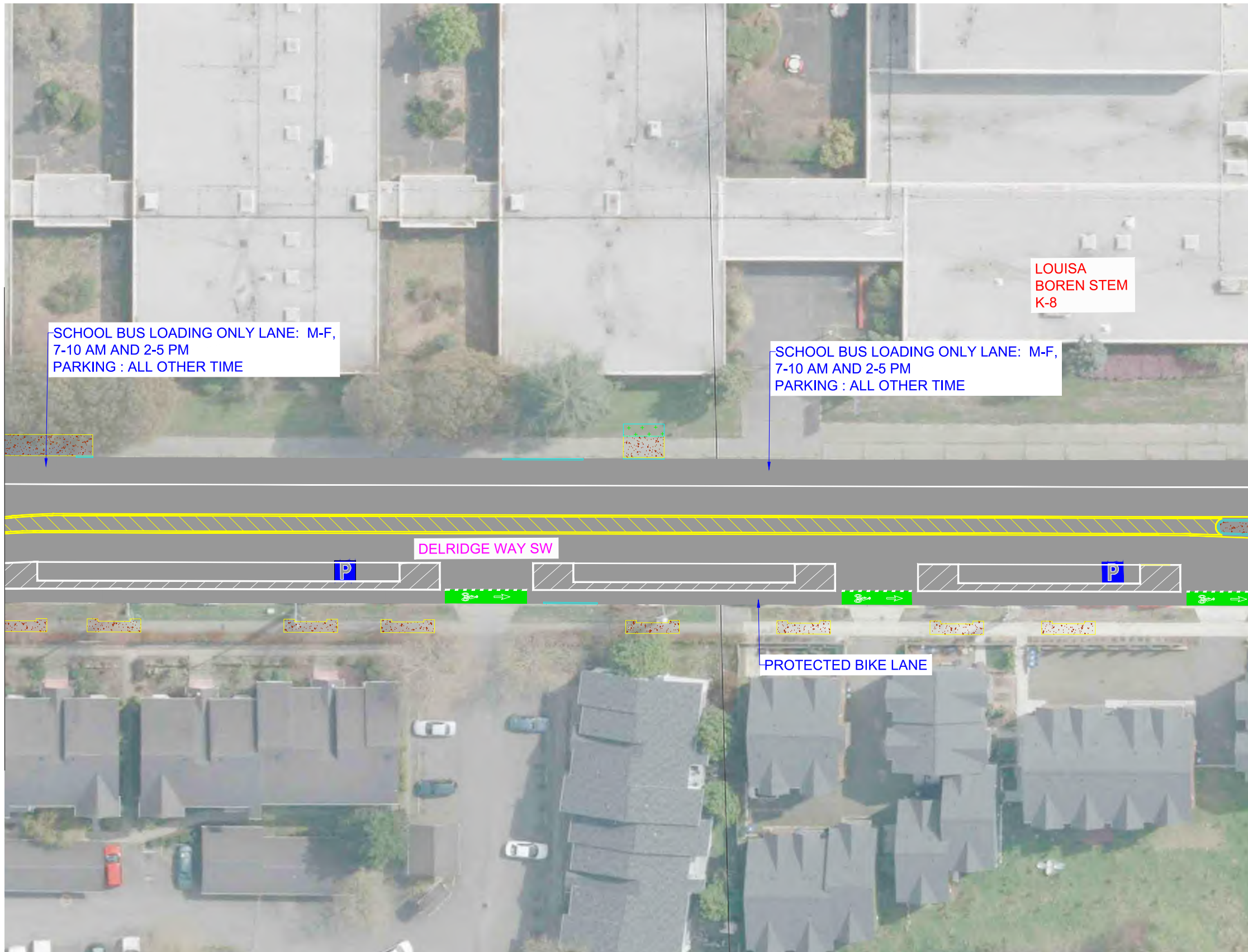


CHANN LEGEND:

-  24/7 PARKING LANE
-  BIKE CROSSINGS
-  NEW CROSSWALKS
-  24/7 BUS LANE
-  RAPIDRIDE STATION
-  SIGNALS
-  CURB RAMP
-  LANDSCAPE MEDIAN STRIPS
-  RECTANGULAR RAPID FLASHING BEACON
-  LANDSCAPING
-  DRIVEWAY



DELDRIDGE WAY SW - RAPIDRIDE H LINE
13 of 32



MATCH LINE - SEE SHEET 13

MATCH LINE - SEE SHEET 15



Seattle
Department of
Transportation

CHANN LEGEND:

- | | | |
|-------------------|-------------------------|-----------------------------------|
| 24/7 PARKING LANE | RAPIDRIDE STATION | RECTANGULAR RAPID FLASHING BEACON |
| BIKE CROSSINGS | SIGNALS | LANDSCAPING |
| NEW CROSSWALKS | CURB RAMP | DRIVEWAY |
| 24/7 BUS LANE | LANDSCAPE MEDIAN STRIPS | 0 10 20 40 Feet |



DELRIDGE WAY SW - RAPIDRIDE H LINE
14 of 32



SCHOOL BUS LOADING ONLY LANE: M-F,
7-10 AM AND 2-5 PM
PARKING : ALL OTHER TIME

DELRIDGE WAY SW

PROTECTED BIKE LANE

MATCH LINE - SEE SHEET 14

MATCH LINE - SEE SHEET 16



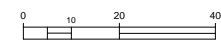
Seattle
Department of
Transportation

CHANN LEGEND:

- | | | | | | |
|--|-------------------|--|-------------------------|--|-----------------------------------|
| | 24/7 PARKING LANE | | RAPIDRIDE STATION | | RECTANGULAR RAPID FLASHING BEACON |
| | BIKE CROSSINGS | | SIGNALS | | LANDSCAPING |
| | NEW CROSSWALKS | | CURB RAMP | | DRIVEWAY |
| | 24/7 BUS LANE | | LANDSCAPE MEDIAN STRIPS | | |

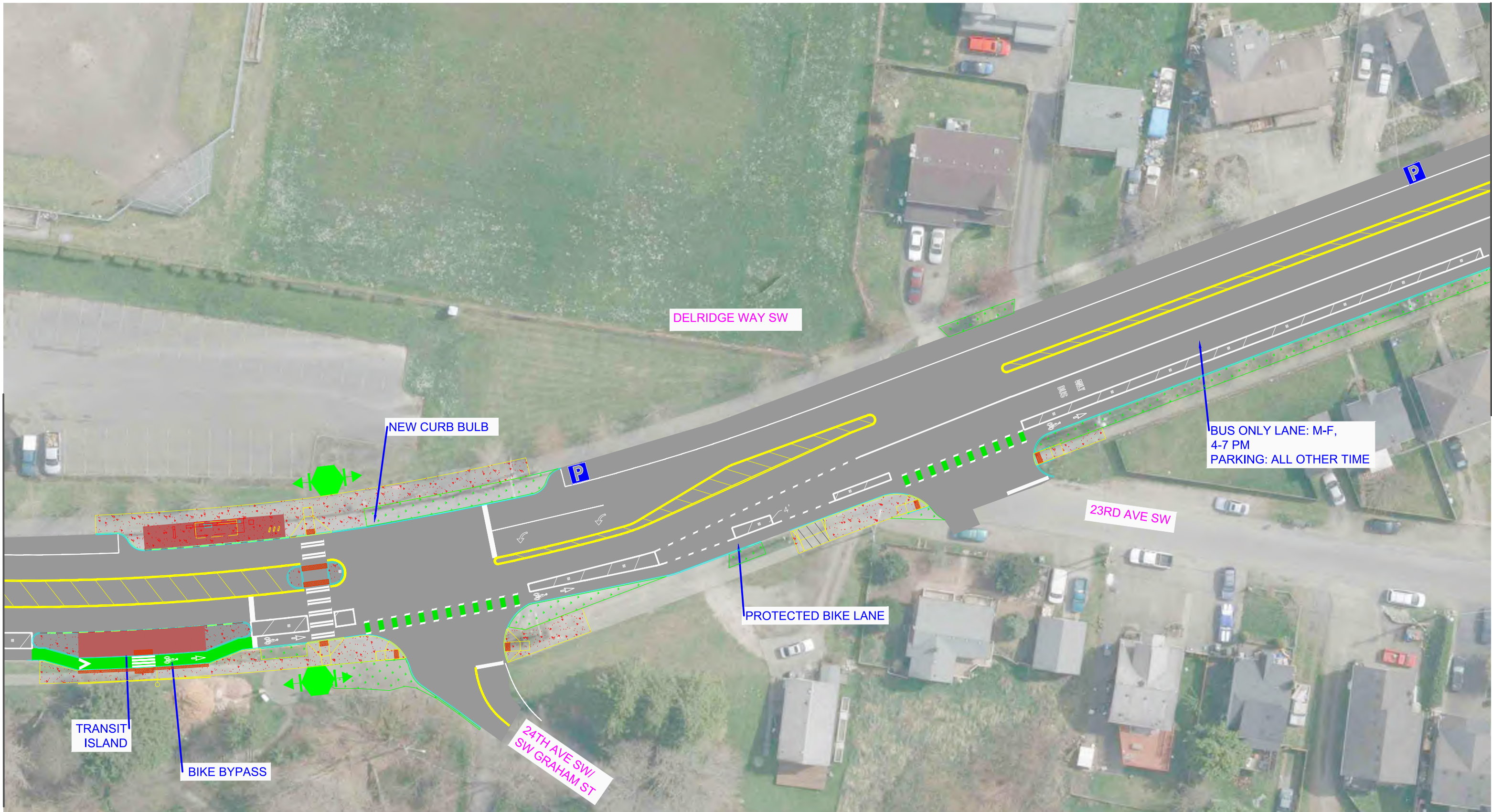


DELRIDGE WAY SW - RAPIDRIDE H LINE
15 of 32



MATCH LINE - SEE SHEET 15

MATCH LINE - SEE SHEET 17



CHANN LEGEND:

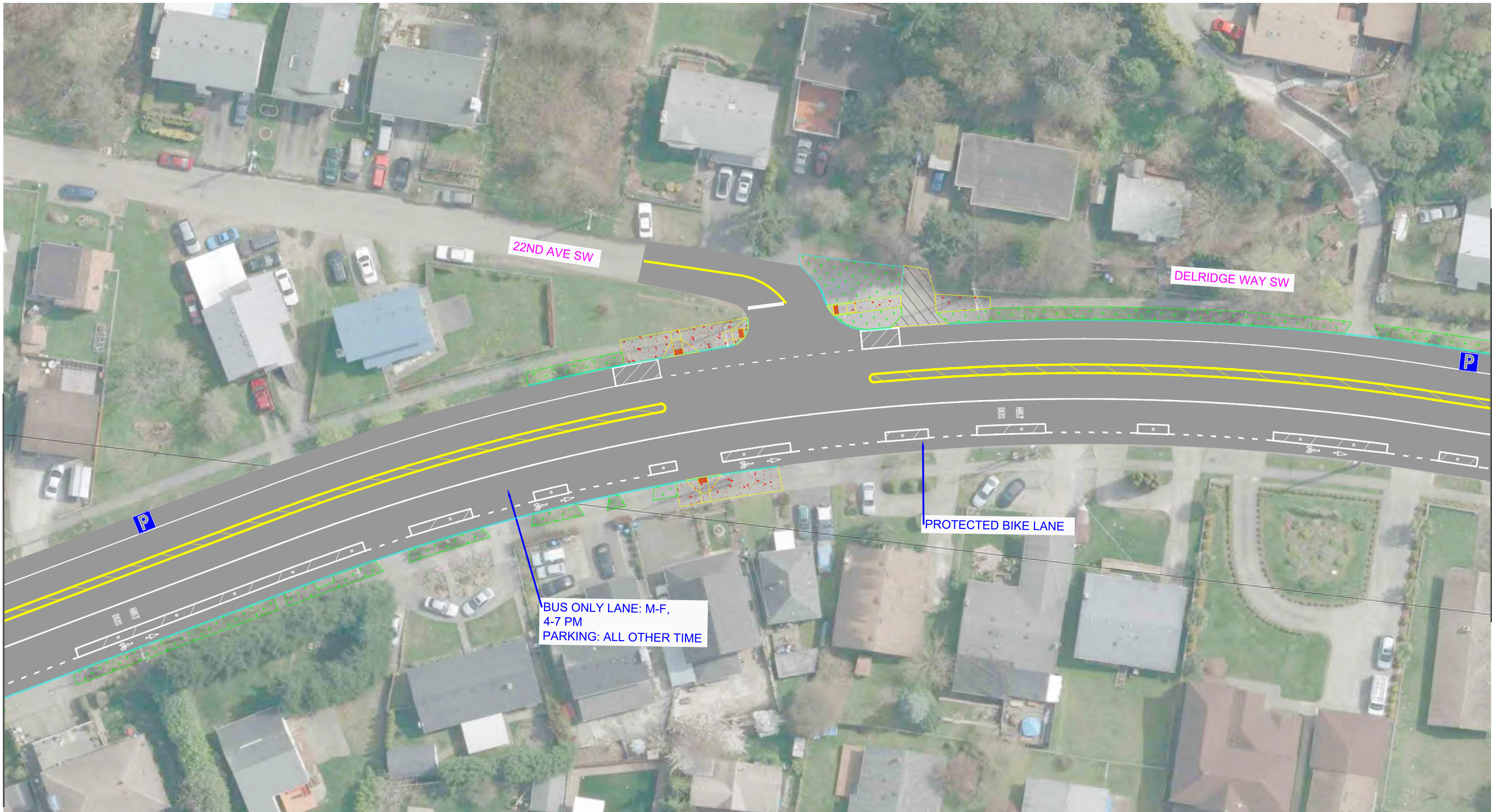
- | | | |
|-------------------|-------------------------|-----------------------------------|
| 24/7 PARKING LANE | RAPIDRIDE STATION | RECTANGULAR RAPID FLASHING BEACON |
| BIKE CROSSINGS | SIGNALS | LANDSCAPING |
| NEW CROSSWALKS | CURB RAMP | DRIVEWAY |
| 24/7 BUS LANE | LANDSCAPE MEDIAN STRIPS | |



DELDRIDGE WAY SW - RAPIDRIDE H LINE
16 of 32

MATCH LINE - SEE SHEET 16

MATCH LINE - SEE SHEET 18



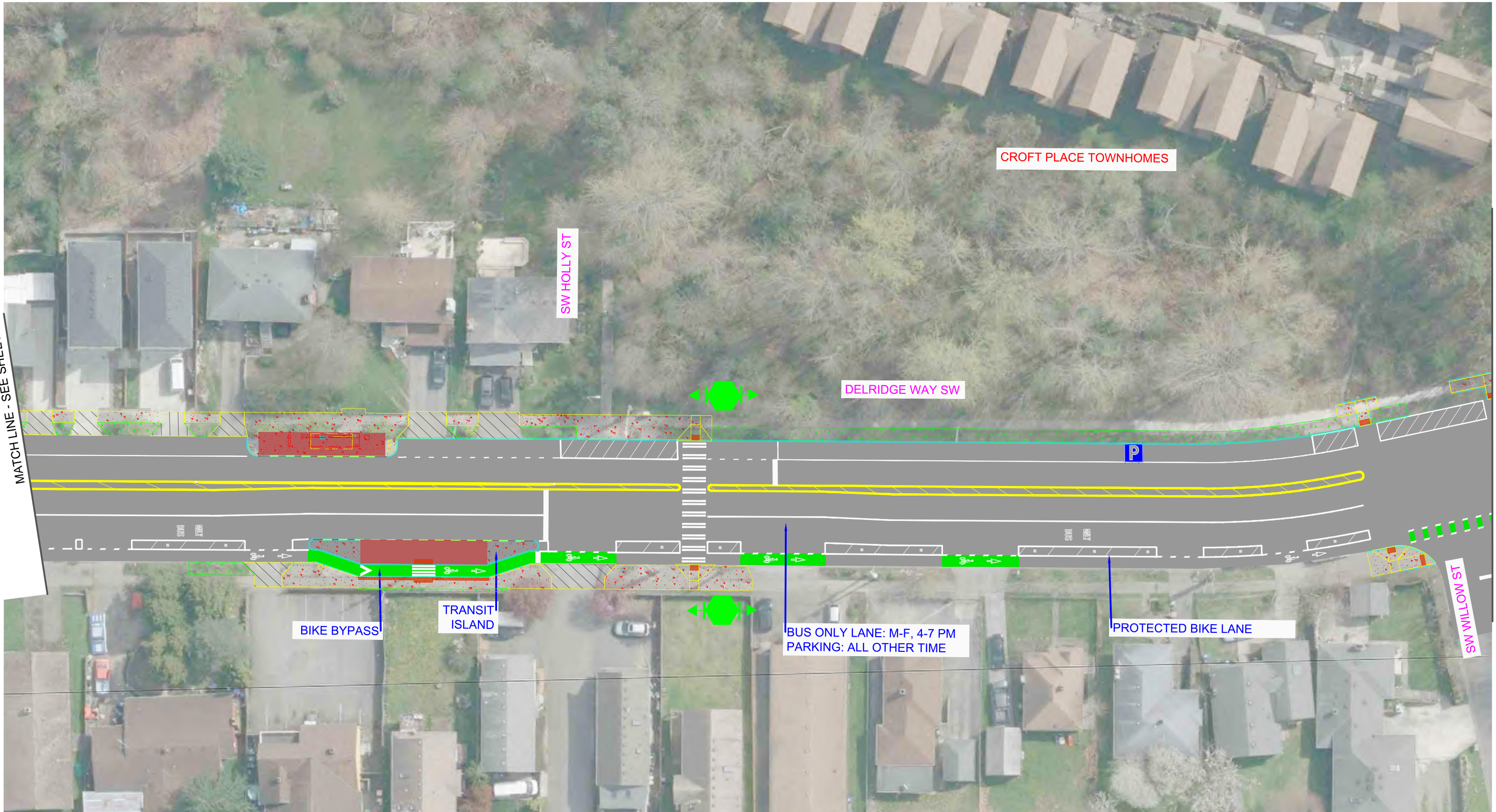
CHANN LEGEND:

- | | | |
|-------------------|-------------------------|-----------------------------------|
| 24/7 PARKING LANE | RAPIDRIDE STATION | RECTANGULAR RAPID FLASHING BEACON |
| BIKE CROSSINGS | SIGNALS | LANDSCAPING |
| NEW CROSSWALKS | CURB RAMP | DRIVEWAY |
| 24/7 BUS LANE | LANDSCAPE MEDIAN STRIPS | |



MATCH LINE - SEE SHEET 17

MATCH LINE - SEE SHEET 19



CHANN LEGEND:

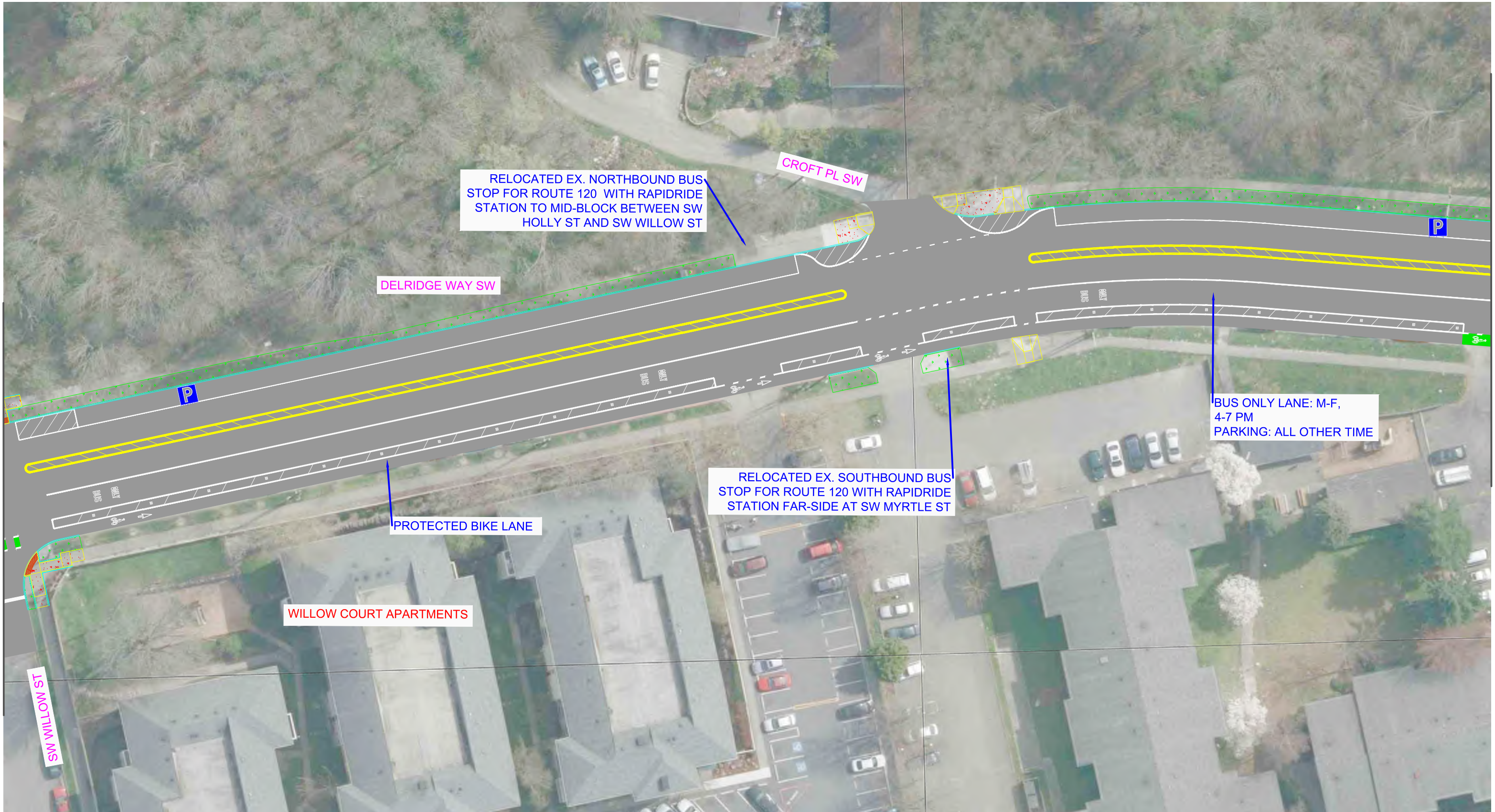
- | | | |
|-------------------|-------------------------|-----------------------------------|
| 24/7 PARKING LANE | RAPIDRIDE STATION | RECTANGULAR RAPID FLASHING BEACON |
| BIKE CROSSINGS | SIGNALS | LANDSCAPING |
| NEW CROSSWALKS | CURB RAMP | DRIVEWAY |
| 24/7 BUS LANE | LANDSCAPE MEDIAN STRIPS | |



DELDRIDGE WAY SW - RAPIDRIDE H LINE
18 of 32

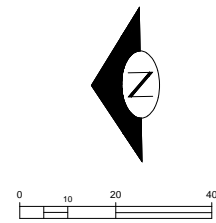
MATCH LINE - SEE SHEET 18

MATCH LINE - SEE SHEET 20

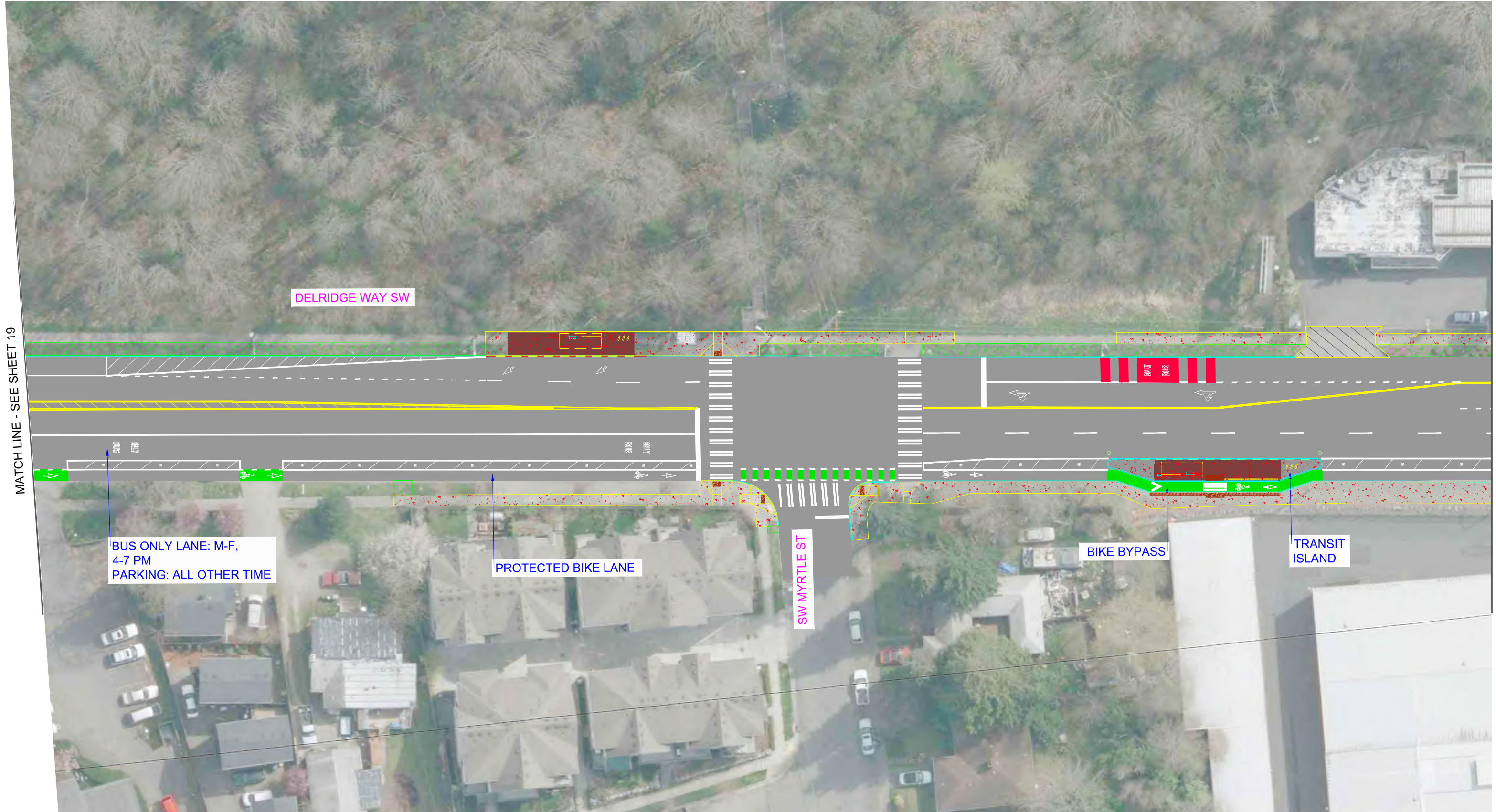


CHANN LEGEND:

- | | | |
|-------------------|-------------------------|-----------------------------------|
| 24/7 PARKING LANE | RAPIDRIDE STATION | RECTANGULAR RAPID FLASHING BEACON |
| BIKE CROSSINGS | SIGNALS | LANDSCAPING |
| NEW CROSSWALKS | CURB RAMP | DRIVEWAY |
| 24/7 BUS LANE | LANDSCAPE MEDIAN STRIPS | |



DELDRIDGE WAY SW - RAPIDRIDE H LINE
19 of 32



MATCH LINE - SEE SHEET 19

MATCH LINE - SEE SHEET 21

DELRIDGE WAY SW

SW MYRTLE ST

BUS ONLY LANE: M-F,
4-7 PM
PARKING: ALL OTHER TIME












PROTECTED BIKE LANE

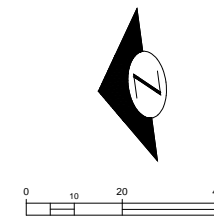
BIKE BYPASS

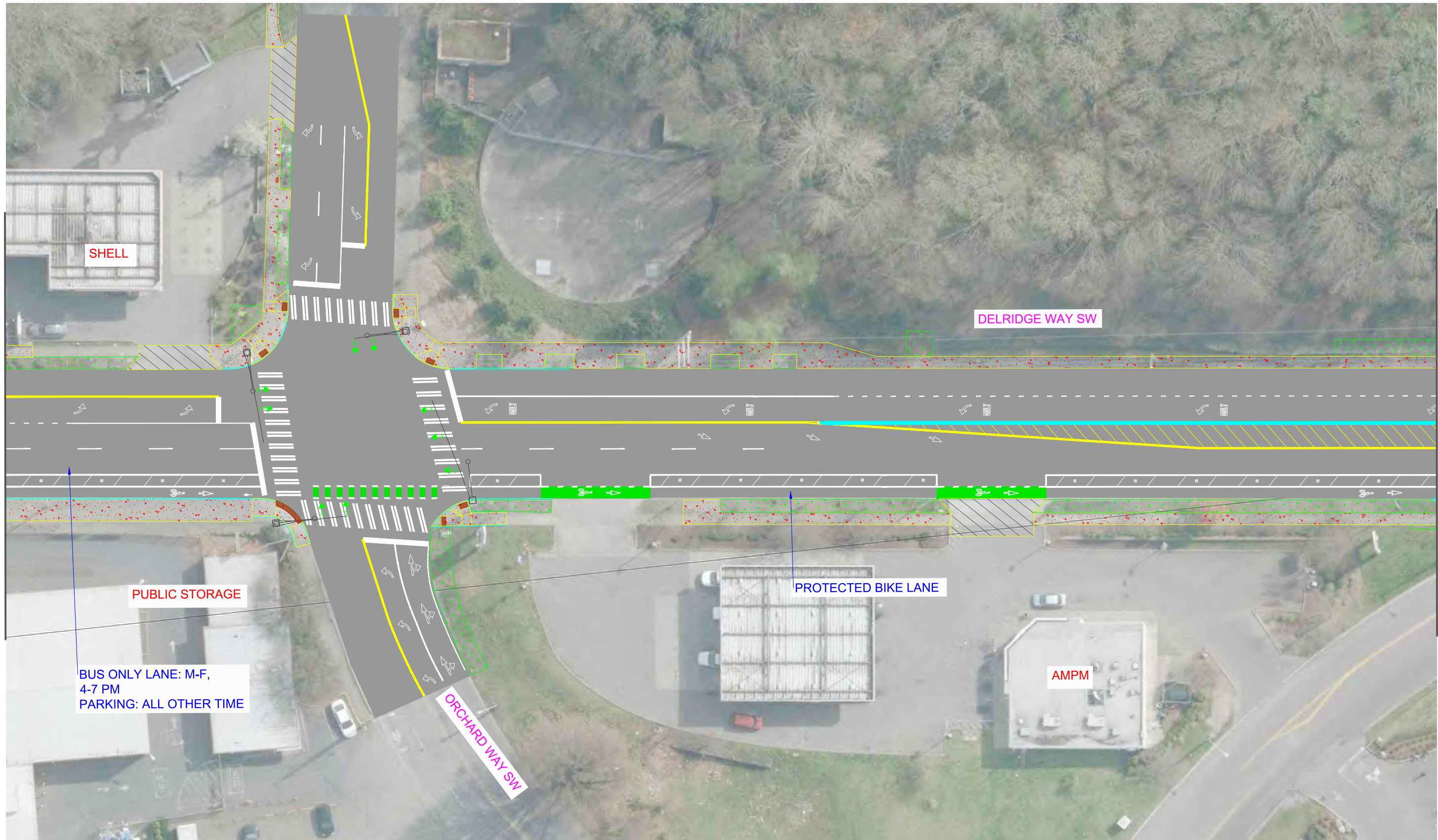
TRANSIT ISLAND



CHANN LEGEND:

-  24/7 PARKING LANE
-  BIKE CROSSINGS
-  NEW CROSSWALKS
-  24/7 BUS LANE
-  RAPIDRIDE STATION
-  SIGNALS
-  CURB RAMP
-  LANDSCAPE MEDIAN STRIPS
-  RECTANGULAR RAPID FLASHING BEACON
-  LANDSCAPING
-  DRIVEWAY

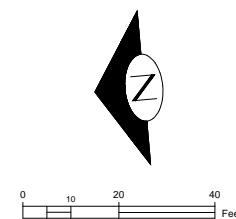




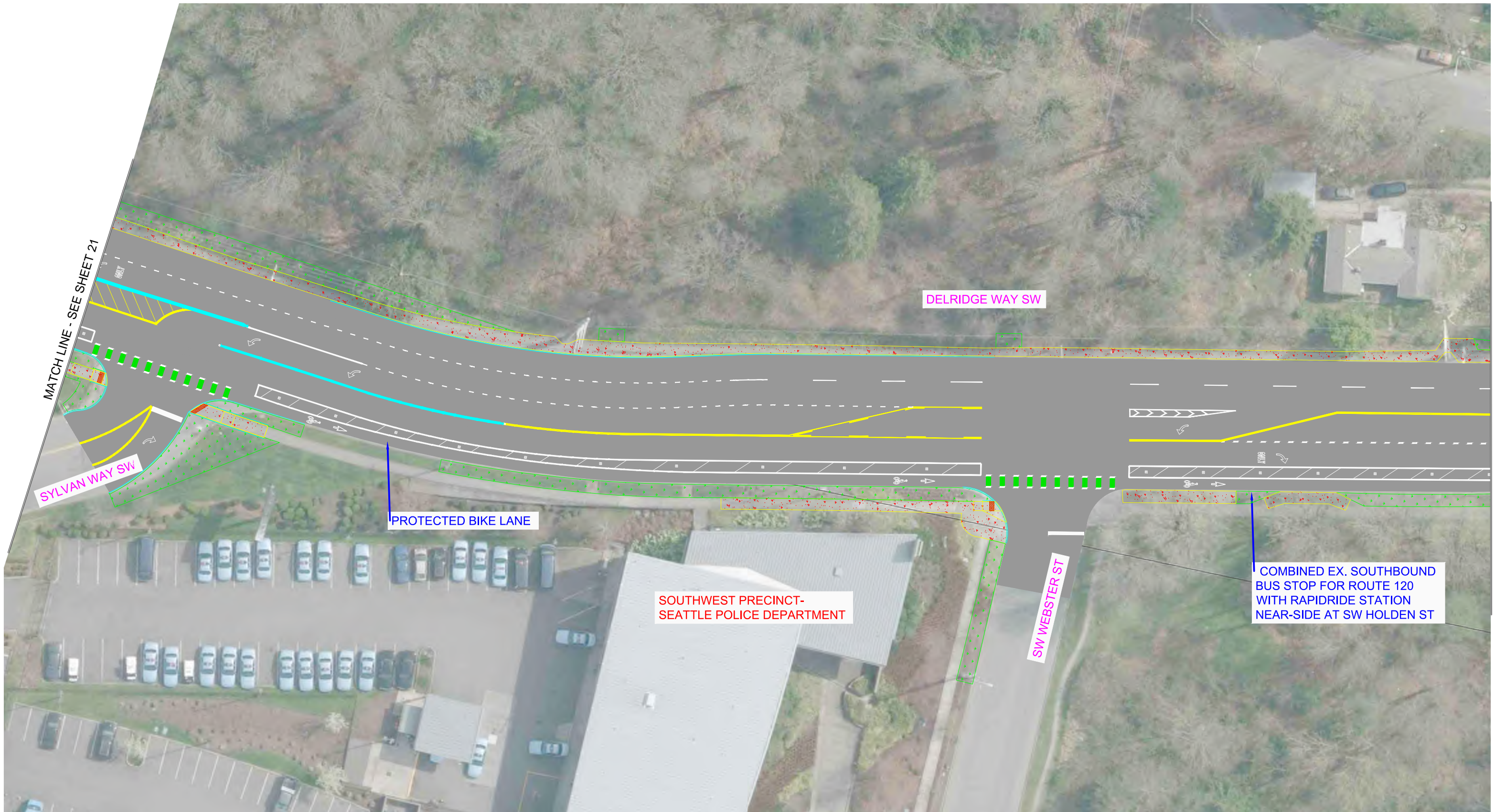
Seattle
Department of
Transportation

CHANN LEGEND:


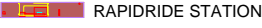


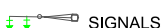






- | | | |
|-------------------|-------------------------|-----------------------------------|
| 24/7 PARKING LANE | RAPIDRIDE STATION | RECTANGULAR RAPID FLASHING BEACON |
| BIKE CROSSINGS | SIGNALS | LANDSCAPING |
| NEW CROSSWALKS | CURB RAMP | DRIVEWAY |
| 24/7 BUS LANE | LANDSCAPE MEDIAN STRIPS | |

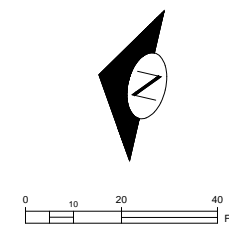


DELTRIDGE WAY SW - RAPIDRIDE H LINE
21 of 32



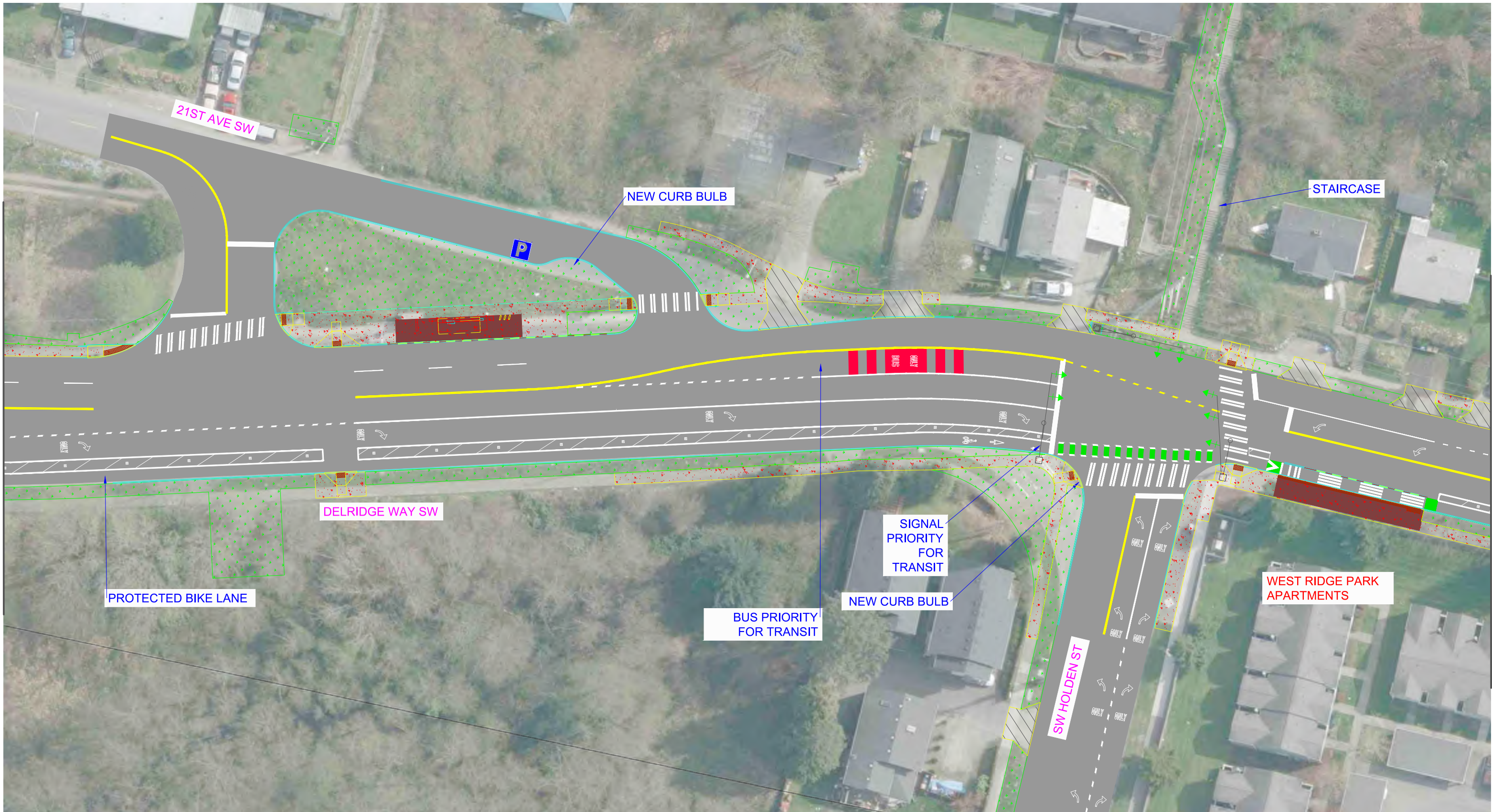
CHANN LEGEND:

- | | | |
|---|---|---|
|  24/7 PARKING LANE |  RAPIDRIDE STATION |  RECTANGULAR RAPID FLASHING BEACON |
|  BIKE CROSSINGS |  SIGNALS |  LANDSCAPING |
|  NEW CROSSWALKS |  CURB RAMP |  DRIVEWAY |
|  24/7 BUS LANE |  LANDSCAPE MEDIAN STRIPS | |



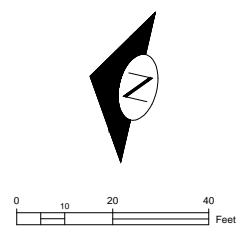
MATCH LINE - SEE SHEET 22

MATCH LINE - SEE SHEET 24



CHANN LEGEND:

- 24/7 PARKING LANE
- RAPIDRIDE STATION
- RECTANGULAR RAPID FLASHING BEACON
- BIKE CROSSINGS
- SIGNALS
- LANDSCAPING
- NEW CROSSWALKS
- CURB RAMP
- DRIVEWAY
- 24/7 BUS LANE
- LANDSCAPE MEDIAN STRIPS



DELTRIDGE WAY SW - RAPIDRIDE H LINE
23 of 32



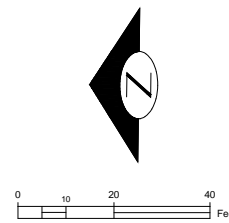
MATCH LINE - SEE SHEET 23

MATCH LINE - SEE SHEET 25



CHANN LEGEND:

- 24/7 PARKING LANE
- BIKE CROSSINGS
- NEW CROSSWALKS
- 24/7 BUS LANE
- RAPIDRIDE STATION
- SIGNALS
- CURB RAMP
- LANDSCAPE MEDIAN STRIPS
- RECTANGULAR RAPID FLASHING BEACON
- LANDSCAPING
- DRIVEWAY














DELDRIDGE WAY SW - RAPIDRIDE H LINE
24 of 32

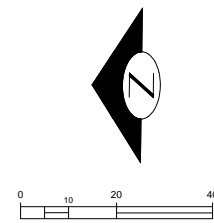
MATCH LINE - SEE SHEET 24

MATCH LINE - SEE SHEET 26



CHANN LEGEND:

-  24/7 PARKING LANE
-  BIKE CROSSINGS
-  NEW CROSSWALKS
-  24/7 BUS LANE
-  RAPIDRIDE STATION
-  SIGNALS
-  CURB RAMP
-  LANDSCAPE MEDIAN STRIPS
-  RECTANGULAR RAPID FLASHING BEACON
-  LANDSCAPING
-  DRIVEWAY



DELDRIDGE WAY SW - RAPIDRIDE H LINE
25 of 32

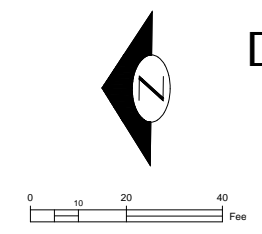
MATCH LINE - SEE SHEET 25

MATCH LINE - SEE SHEET 27



CHANN LEGEND:

- | | | |
|-------------------|-------------------------|-----------------------------------|
| 24/7 PARKING LANE | RAPIDRIDE STATION | RECTANGULAR RAPID FLASHING BEACON |
| BIKE CROSSINGS | SIGNALS | LANDSCAPING |
| NEW CROSSWALKS | CURB RAMP | DRIVEWAY |
| 24/7 BUS LANE | LANDSCAPE MEDIAN STRIPS | |



DELDRIDGE WAY SW - RAPIDRIDE H LINE
26 of 32

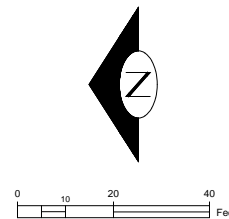
MATCH LINE - SEE SHEET 26

MATCH LINE - SEE SHEET 28



CHANN LEGEND:

- | | | |
|-------------------|-------------------------|-----------------------------------|
| 24/7 PARKING LANE | RAPIDRIDE STATION | RECTANGULAR RAPID FLASHING BEACON |
| BIKE CROSSINGS | SIGNALS | LANDSCAPING |
| NEW CROSSWALKS | CURB RAMP | DRIVEWAY |
| 24/7 BUS LANE | LANDSCAPE MEDIAN STRIPS | |



DELRIDGE WAY SW - RAPIDRIDE H LINE
27 of 32

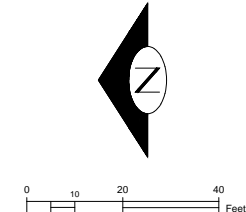
MATCH LINE - SEE SHEET 27

MATCH LINE - SEE SHEET 29



CHANN LEGEND:

- | | | |
|-------------------|-------------------------|-----------------------------------|
| 24/7 PARKING LANE | RAPIDRIDE STATION | RECTANGULAR RAPID FLASHING BEACON |
| BIKE CROSSINGS | SIGNALS | LANDSCAPING |
| NEW CROSSWALKS | CURB RAMP | DRIVEWAY |
| 24/7 BUS LANE | LANDSCAPE MEDIAN STRIPS | |



DELRIDGE WAY SW - RAPIDRIDE H LINE
28 of 32

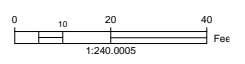
MATCH LINE - SEE SHEET 28

MATCH LINE - SEE SHEET 30

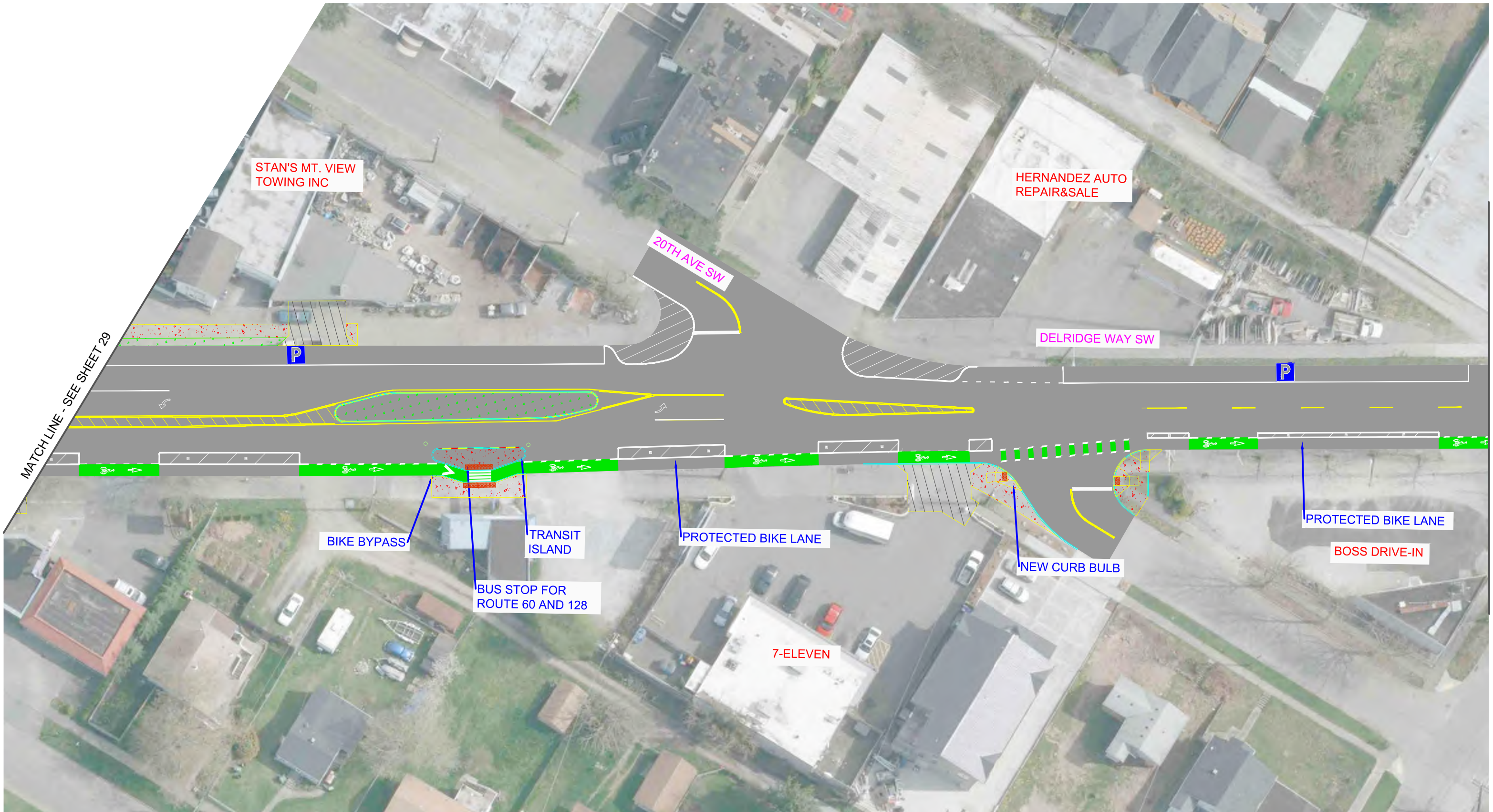


CHANN LEGEND:

- | | | |
|-------------------|-------------------------|-----------------------------------|
| 24/7 PARKING LANE | RAPIDRIDE STATION | RECTANGULAR RAPID FLASHING BEACON |
| BIKE CROSSINGS | SIGNALS | LANDSCAPING |
| NEW CROSSWALKS | CURB RAMP | DRIVEWAY |
| 24/7 BUS LANE | LANDSCAPE MEDIAN STRIPS | |

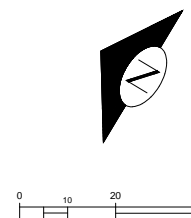


DELRIDGE WAY SW - RAPIDRIDE H LINE
29 of 32



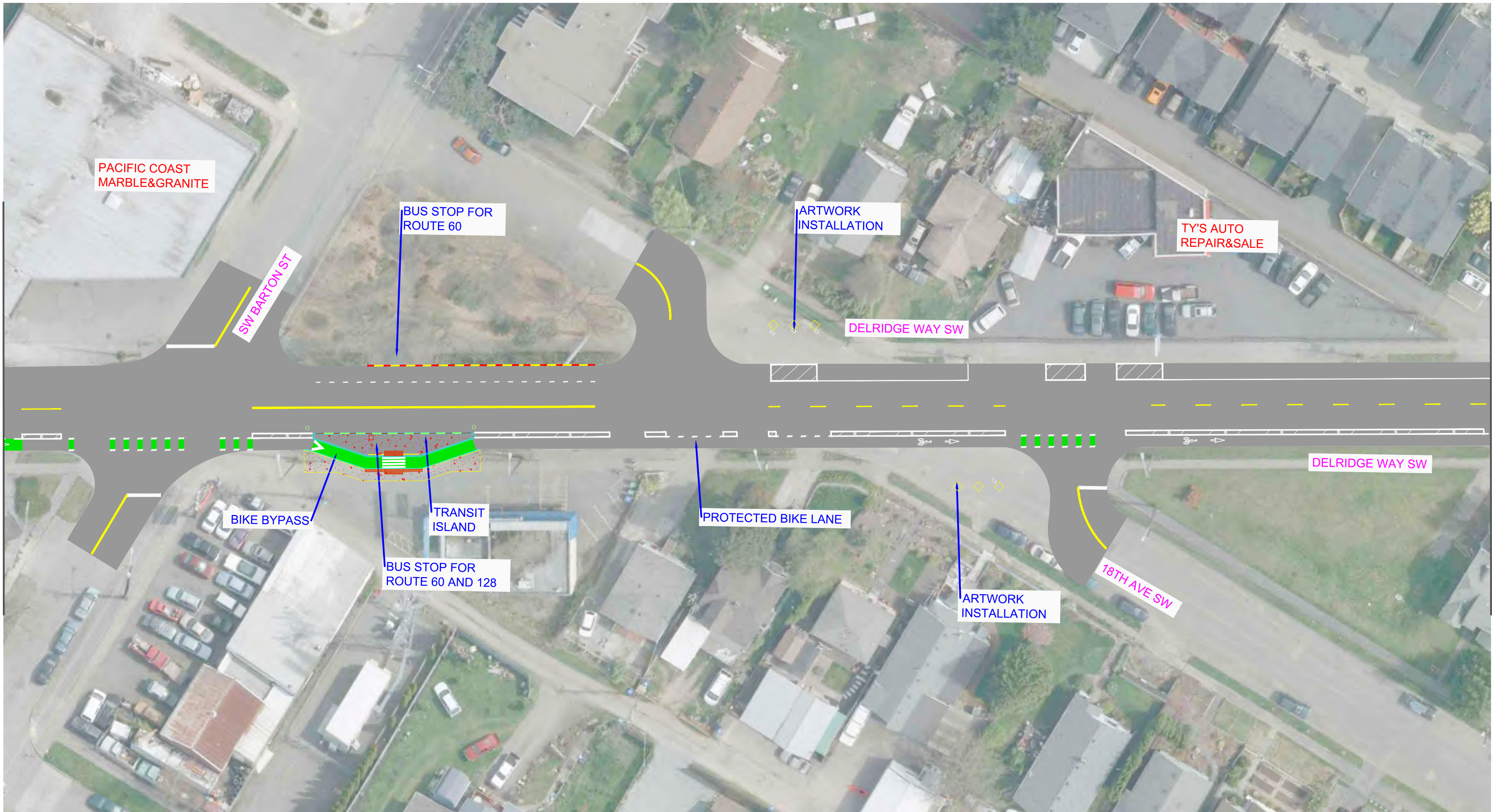
CHANN LEGEND:

- | | | |
|-------------------|-------------------------|-----------------------------------|
| 24/7 PARKING LANE | RAPIDRIDE STATION | RECTANGULAR RAPID FLASHING BEACON |
| BIKE CROSSINGS | SIGNALS | LANDSCAPING |
| NEW CROSSWALKS | CURB RAMP | DRIVEWAY |
| 24/7 BUS LANE | LANDSCAPE MEDIAN STRIPS | |



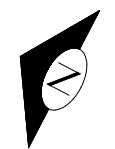
MATCH LINE - SEE SHEET 30

MATCH LINE - SEE SHEET 32

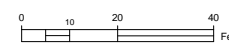


CHANN LEGEND:

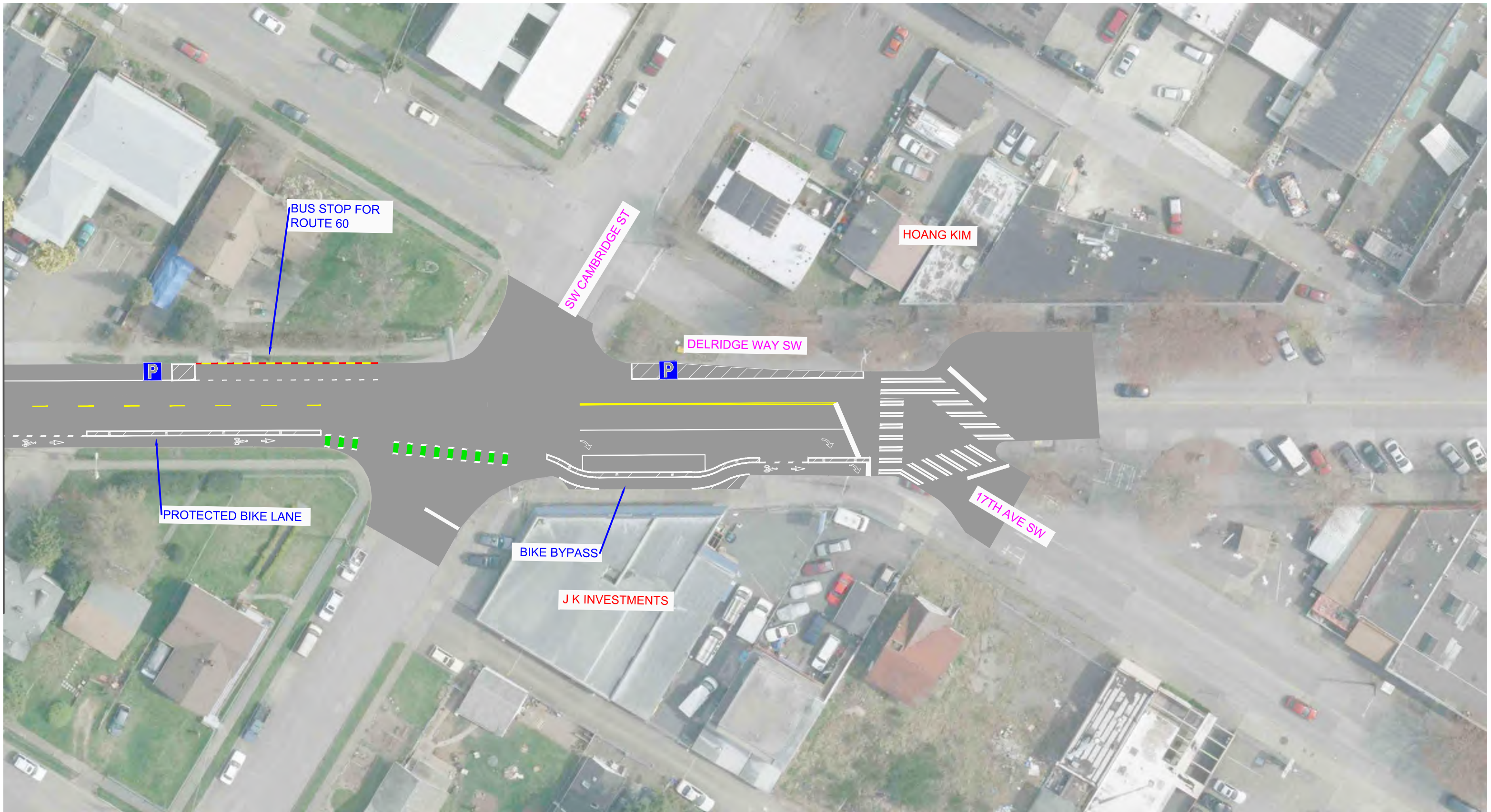
- 24/7 PARKING LANE
- RAPIDRIDE STATION
- RECTANGULAR RAPID FLASHING BEACON
- BIKE CROSSINGS
- SIGNALS
- LANDSCAPING
- NEW CROSSWALKS
- CURB RAMP
- DRIVEWAY
- 24/7 BUS LANE
- LANDSCAPE MEDIAN STRIPS



DELRIDGE WAY SW - RAPIDRIDE H LINE
31 of 32



MATCH LINE - SEE SHEET 31



CHANN LEGEND:

- 24/7 PARKING LANE
- BIKE CROSSINGS
- NEW CROSSWALKS
- 24/7 BUS LANE
- RAPIDRIDE STATION
- SIGNALS
- CURB RAMP
- LANDSCAPE MEDIAN STRIPS
- RECTANGULAR RAPID FLASHING BEACON
- LANDSCAPING
- DRIVEWAY

